

Features:

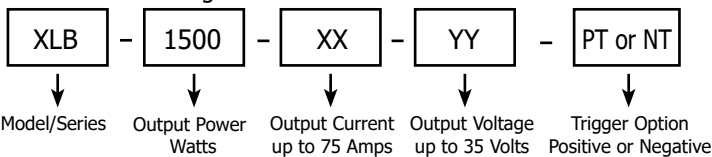
- **1500 watts output**
- **Low ripple current <0.5%**
- **Reliable short-pulse igniter**
- **Power Factor >.98**
- **Analog interface**
- **CE certified: IEC 60601-1**
- **Low cost, compact size**

The XLB-1500 is a high-performance current source designed to operate and control Xenon short-arc lamps. The design features a high frequency inverter section for low ripple and reduced arc wander in the lamp. To properly start the lamp the remote igniter delivers a fast rise time, short pulse for reliable ignition and reduced lamp electrode wear.

The XLB-1500 features a user-friendly analog interface that allows for easy programming and monitoring of output settings, as well as advanced safety features such as over-voltage, over-current, and over-temperature protection.

This versatile and reliable Xenon arc lamp driver is well suited for medical and industrial applications where a stable light source is essential.

Part Number Configurator




To complete the model description part number, please provide your required Max. Current for XX value and your required Max Voltage for the YY value and provide your required triggering polarity for either Positive or Negative.



Applications:

- **Digital Projection**
- **Film Projection**
- **Stage Lighting**
- **UV Sterilization**
- **Solar Simulation**
- **Medical Illumination**
- **Search Lights**



Remote Short-Pulse Igniter



Specifications

Input	
Voltage	200 to 240VAC, $\pm 10\%$, 50/60 Hz
Power Factor	>.98
Efficiency	>80%
Output	
Power	1500 watts
Current (Max.)	75 Amps
Voltage (Max.)	35 Volts
Performance	
Line Regulation	<.2% of maximum output current
Current Regulation	<.5% of maximum output current
Current Ripple	<.5% of maximum output current
Power Limit	Limited to maximum power with fold back circuit
Certification	IEC 60601-1:2005 (Third Edition) + CORR. 1 (2006) + CORR. 2 (2007) +AM1 (2012) or IEC 60601-1 (2012 Reprint); Medical

Ignition/Boost	
Ignition Voltage	Up to $\sim 45\text{kV}$ ($\sim 1\mu\text{Sec}$, rise time)
Ignition Energy	65mj.
Ignition Polarity	Positive or Negative (factory set)
Boost Voltage	Up to 275V
Boost Energy	500 mj.
Environment	
Operating Temp.	0 to 40°C
Storage Temp.	-25 to 85°C
Humidity	0 to 95% RH non-condensing
Cooling	Forced Air
Dimensions	
Power Supply	L10.8" x W8.25" x H2.66" (271.8 x 209.5 x 67.6mm)
Igniter	L6.50" x W3.12" x H2.32" (165.1 x 79 x 59mm)

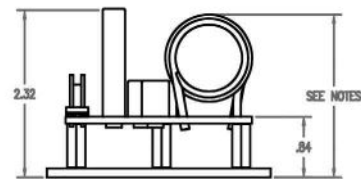
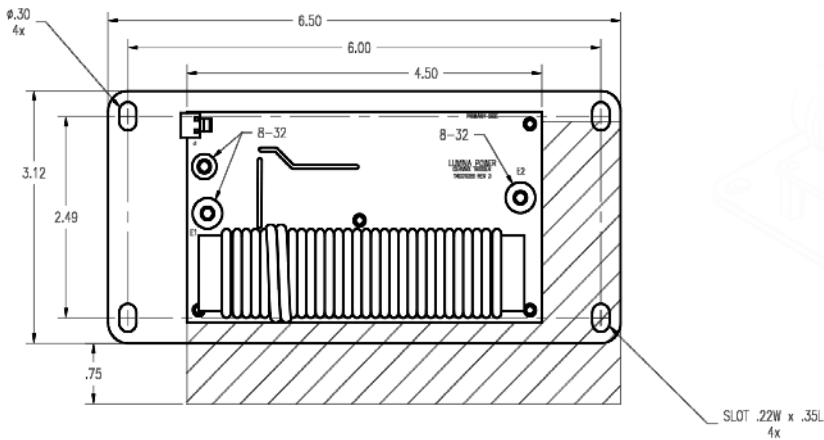
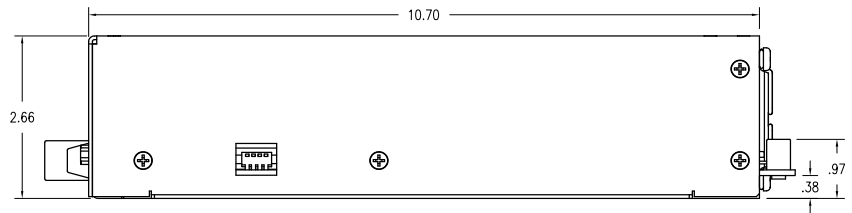
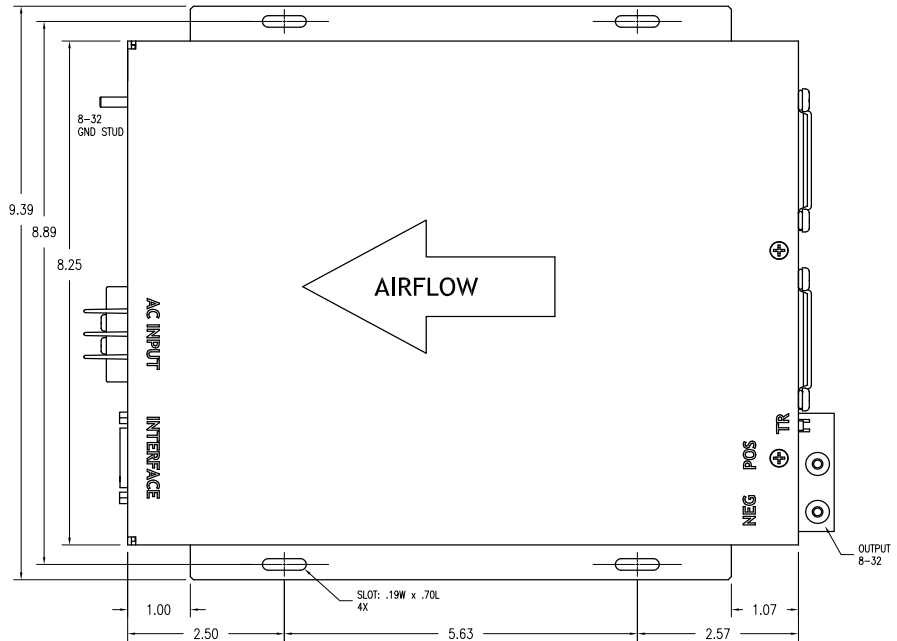
Maximum output voltage is preset. Actual output voltage tracks the impedance of the lamp. Units can be paralleled for higher power applications.

Interface (15 pin D-Sub Female)

Pin#	Pin Name	Functional Voltage Level	Description
1	Lamp On/Off (input)	High = RUN = +5V to +15V Low = OFF = 0V	The Lamp On/Off function is the control function which turns the lamp on and off. When the lamp is turned on, a trigger and boost sequence will ignite the lamp and deliver current.
3	Interlock (Input)	Open = OFF, Connect to GND = RUN	The Interlock function can be connected to external interlock switches such as door or overtemp switches.
4,9,15	GND		Interface Return
5	Vout Monitor (output)	0-10V = 0-35V	The output voltage of the supply can be monitored by Vout Monitor.
6	Iout Monitor (output)	0-10V = 0-Iout max.	The output current of the supply can be monitored by Iout Monitor.
7	Iprogram (input)	0-10V = 20%-Iout max.	The power supply output current is set by applying a 0-10V analog signal to Iprogram.
8	Lamp Status	High = lamp off = 15V Low = lamp on = 0V	The status of the lamp can be monitored using this pin
12	-15V (output)		Auxiliary 200mA. (Optional)
13,14	+15V (output)		Auxiliary 200mA.

Outline Drawings

For more information on the proper installation and operation of the power supply and igniter please refer to the [XLB Application Notes](#)



Your contact:



Schulz-Electronic
Professional Power Supplies

Schulz-Electronic GmbH
Dr.-Rudolf-Eberle-Straße 2
D-76534 Baden-Baden
Fon + 49.7223.9636.0

vertrieb@schulz-electronic.de
www.schulz-electronic.de